

# AccuRead Automate

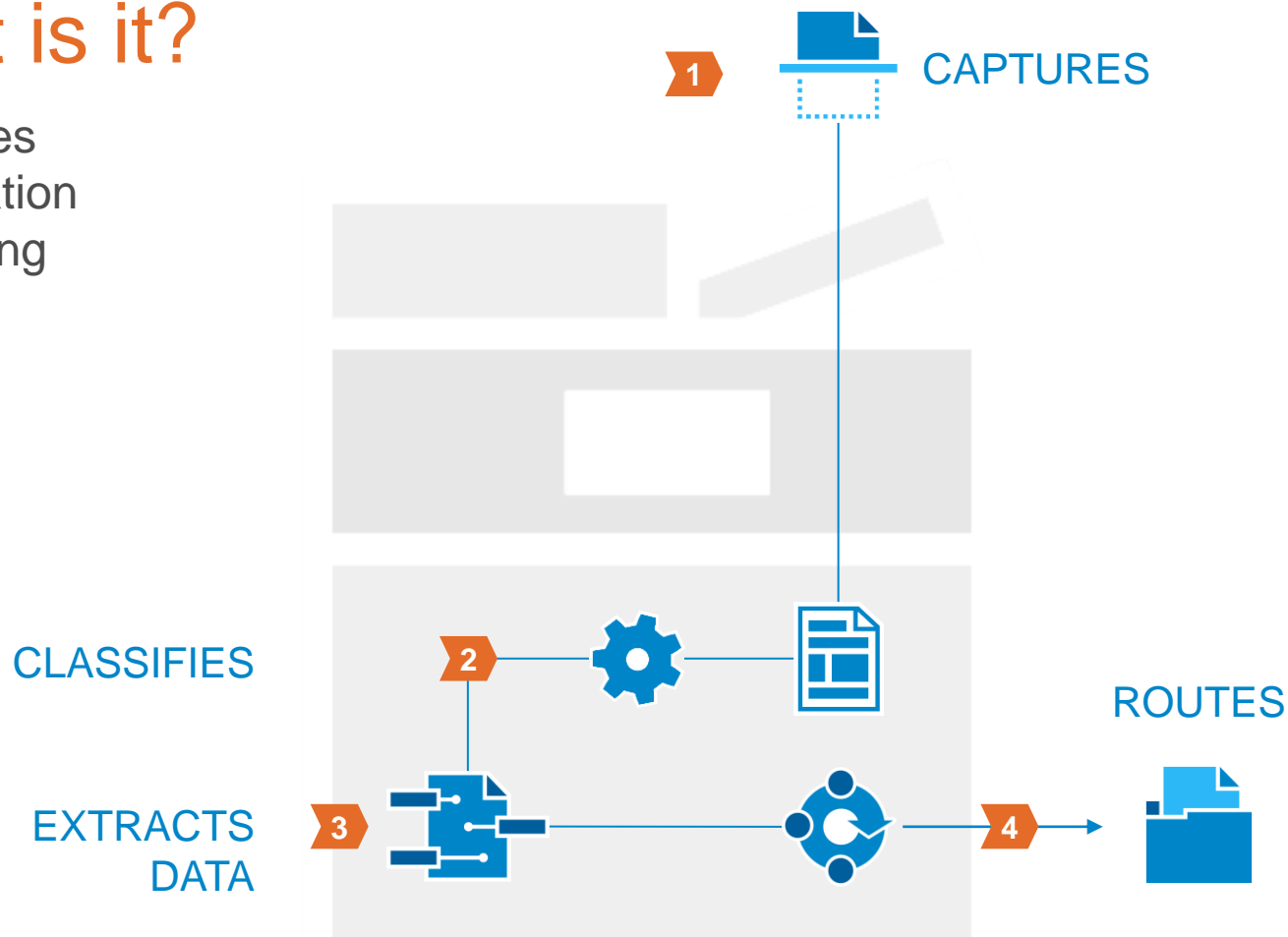
Capture, automatically classify, extract and route



# Lexmark AccuRead Automate

## What is it?

Automates  
classification  
and routing



Lexmark AccuRead Automate  
For smart MFPs

# Key features



**Document classification:** Identifies and automatically sorts the scanned images of documents loaded in the MFP's automatic document feeder (ADF)



**Data extraction:** Locates and extracts up to four individual fields of data on a page and includes the data in an index file and/or the image file name



**Document routing:** Sends images of documents to pre-defined network folders



**Notifications:** Communicates job status, required actions or important messages on the MFP touch screen or via email



**Manual review:** Lets user verify and edit extracted data at the MFP prior to routing



**Smart file names:** Uses extracted data from a document with a time stamp to create dynamic file names and image indexing metadata



**Self-learning technology:** Recognizes and automatically classifies new documents without requiring templates.



**Searchable PDF creation:** Uses AccuRead OCR to make any scanned text-based document searchable

# Common business challenges



Document capture



Wide variety of document types



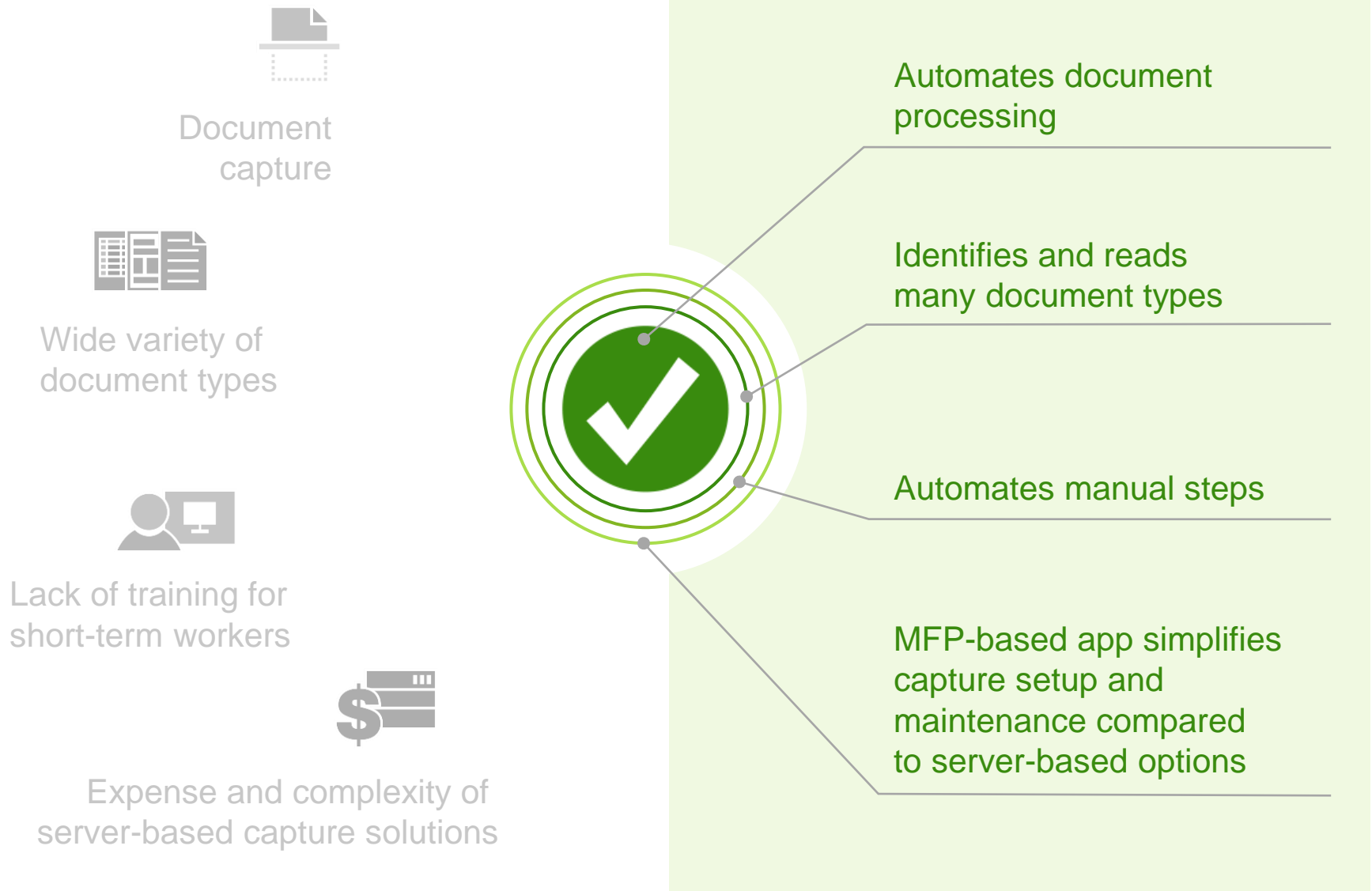
Lack of training for short-term workers



Expense and complexity of server-based capture solutions



# Value propositions



# Use cases



**Healthcare:** Directly capture any structured patient content such as explanation of benefits and insurance forms, while also providing metadata on document classification, to be inserted into content repositories.



**Education:** Capture and classify student administration and registration documents.



**Banking:** Significantly increase compliance through the capture and classification of supporting documentation for new accounts or loans.



**Insurance:** Incorporate supporting evidence for underwriting, and expedite claims processing through the capture of supporting documentation directly from field claims offices.



**Retail:** Capture shipment information, receipts from merchandise returns and invoices in real time at each sales location and automatically route them to the proper location.



**Government:** Streamline new employee onboarding by directly scanning new hire information such as direct deposit authorizations, insurance enrollment forms and confidentiality agreements to a network share monitored by the content management system, where they are associated with the applicable personnel records in the HR software.



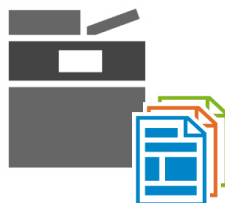
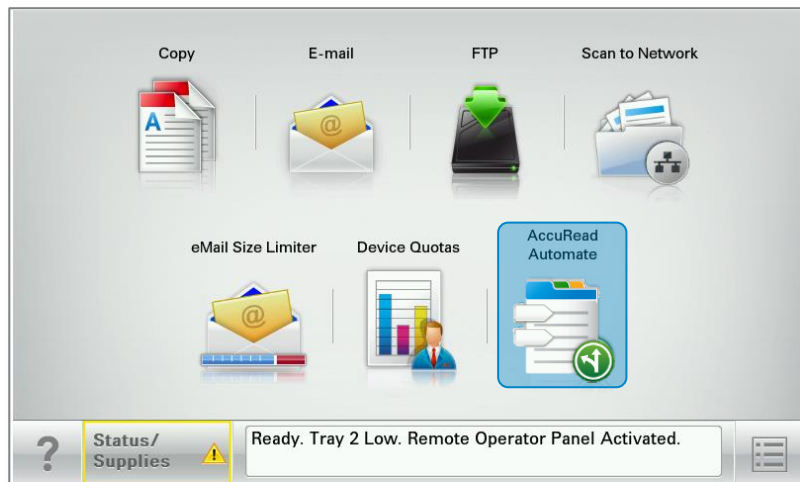
**Manufacturing:** Capture, classify and route logistics documents such as bills of lading to provide full visibility into what is driving your logistics operations

# User scenario – Office



**Ryan is an office assistant.** His manager has asked him to scan and file a mixed stack of recently completed forms.

1. At the Lexmark MFP, Ryan places the documents in the automatic document feeder (ADF) and presses the AccuRead Automate icon.



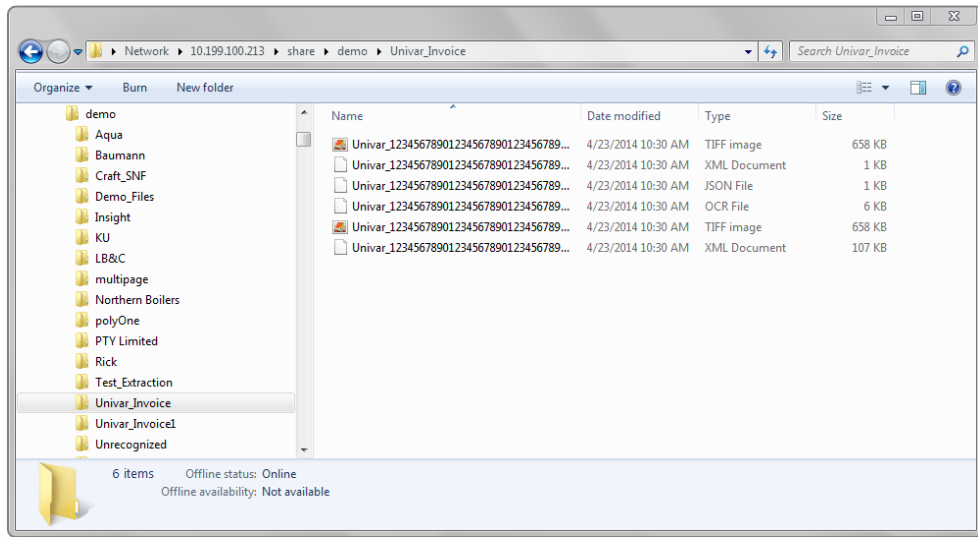
# User scenario – Office



1. At the Lexmark MFP, Ryan places the documents in the automatic document feeder (ADF) and presses the AccuRead Automate icon.
2. As the ADF feeds the documents and the MFP scans each one, AccuRead Automate identifies each document type and extracts key information for routing.

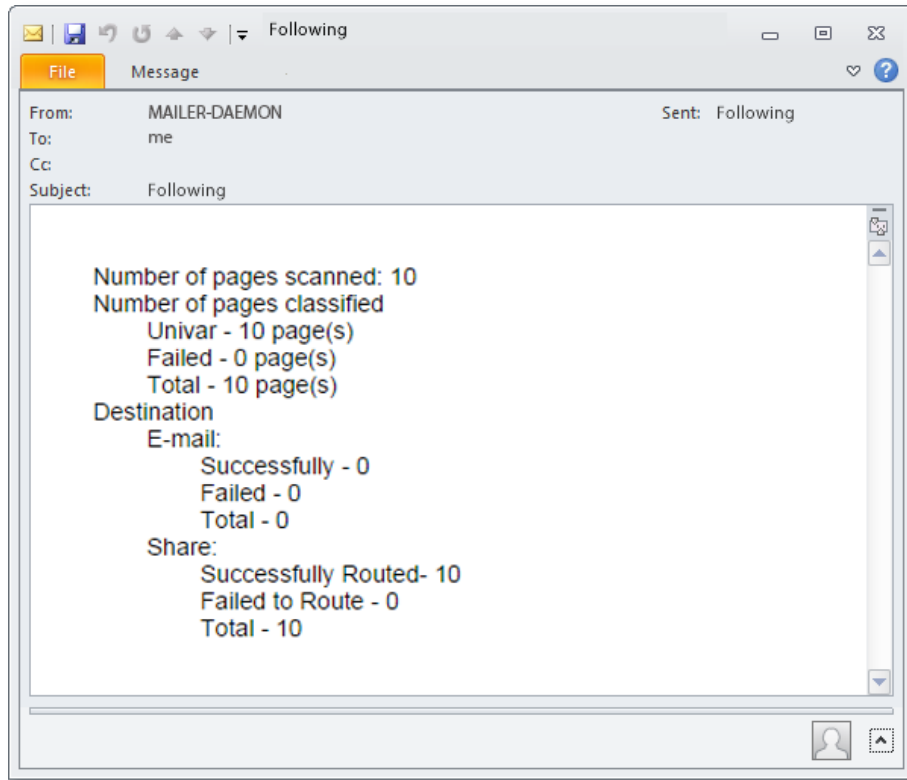


# User scenario – Office



1. At the Lexmark MFP, Ryan places the documents in the automatic document feeder (ADF) and presses the AccuRead Automate icon.
2. As the ADF feeds the documents and the MFP scans each one, AccuRead Automate identifies each document type and extracts key information for routing.
3. AccuRead Automate automatically routes each document to a unique network folder designated for that type of classified document. It can even combine extracted data from a document with a time stamp to create smart file names and indexing metadata for the scanned image.

# User scenario – Office



1. At the Lexmark MFP, Ryan places the documents in the automatic document feeder (ADF) and presses the AccuRead Automate icon.
2. As the ADF feeds the documents and the MFP scans each one, AccuRead Automate identifies each document type and extracts key information for routing.
3. AccuRead Automate automatically routes each document to a unique network folder designated for that type of classified document. It can even combine extracted data from a document with a time stamp to create smart file names and indexing metadata for the scanned image.
4. Optionally, AccuRead Automate can send an email notification confirming document routing.

Thank you. Questions?